

www.elan.ind.br

KNIFE GATE VALVE TYPE WB



TECHNICAL FEATURES

Nominal diameter:	DN 50 - DN 600
Face-to-face:	EN 558-1 Reihe 20 (≥ DN 350 company standard)
Flange drilling:	EN 1092 PN 10
Marking:	DIN EN 19
Tightness check:	ISO 5208, class A TAPPI TIS 405-8, MSS SP 81
Temperature range:	max. 100°C
Actuators:	Hand wheel, ratchet wrench, chain wheel, bevel gear, pneumatic cylinder, electric motor, hydraulic cylinder
Operating pressure:	DN 50 - DN 300: 10 bar DN 350 - DN 400: 6 bar DN 500 - DN 600: 4 bar

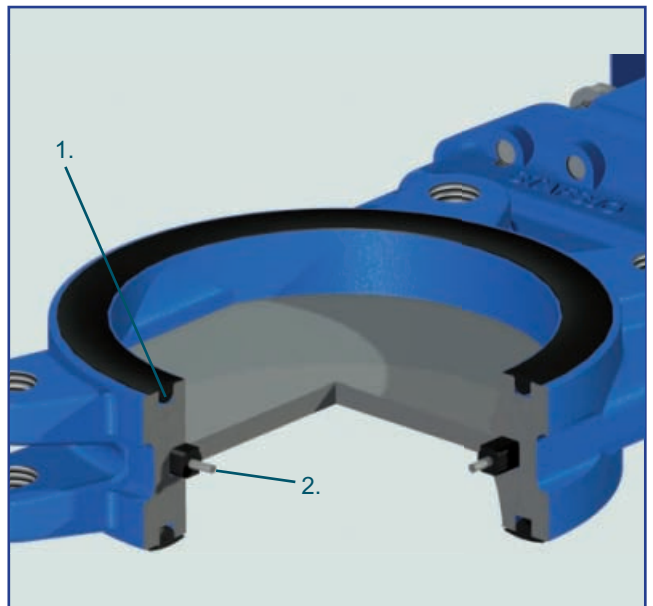
The knife gate valve type WB is designed, manufactured, inspected and tested according European Pressure Equipment Directive (PED 97/23/EC), category II module A1 and therefore CE marked.

FEATURES

- Box packing Twin Pack™ gives high operation reliability
- Bi-directional sealing
- Casted one piece body
- Integrated flangesealing
- Piggable design

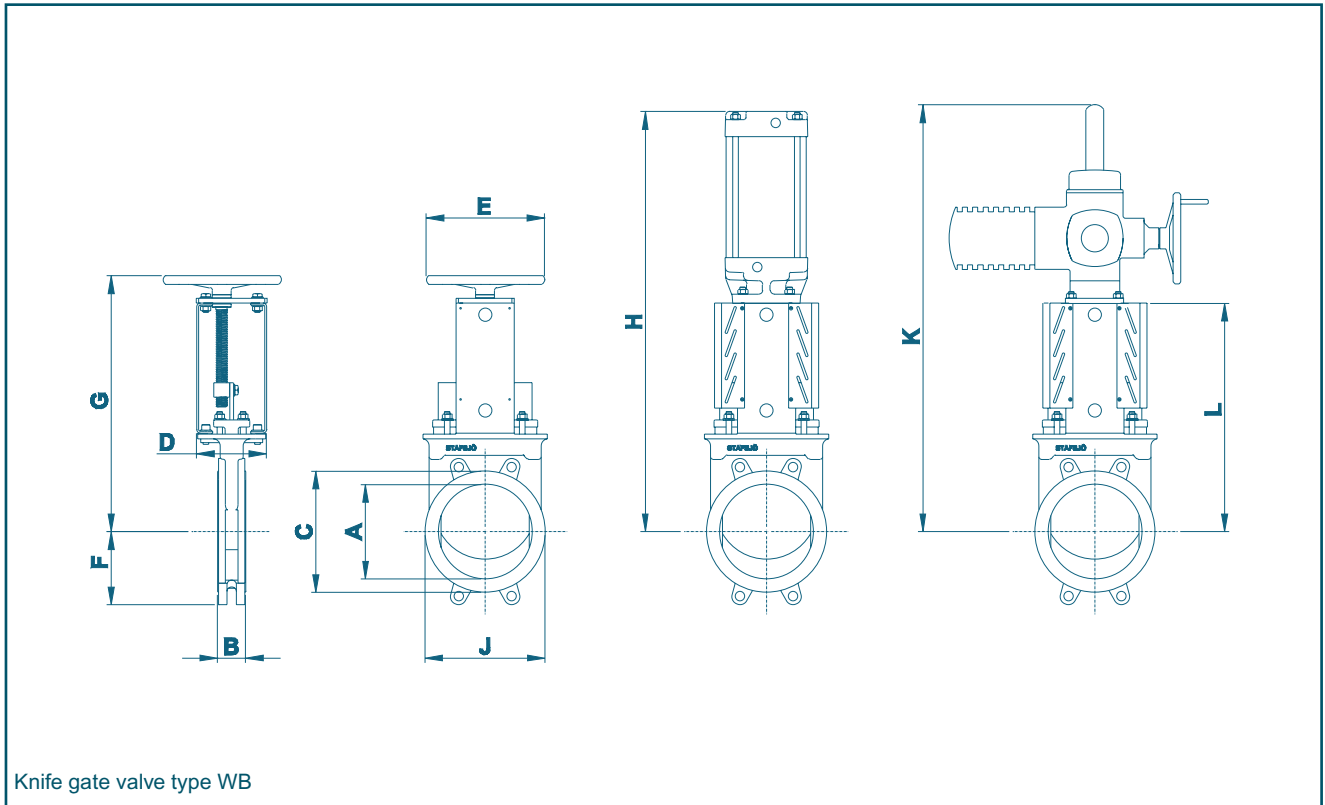
EINSATZGEBIETE, z.B.:

- Water and waste water
- Biogas plant
- Zuckerindustrie
- Power plants and steel works
- Chemical industry
- Food and beverage industry



1. The integrated body seal ensures tightness when mounted between flanges
2. The pressure stressed sealing principle ensures permanent tightness.

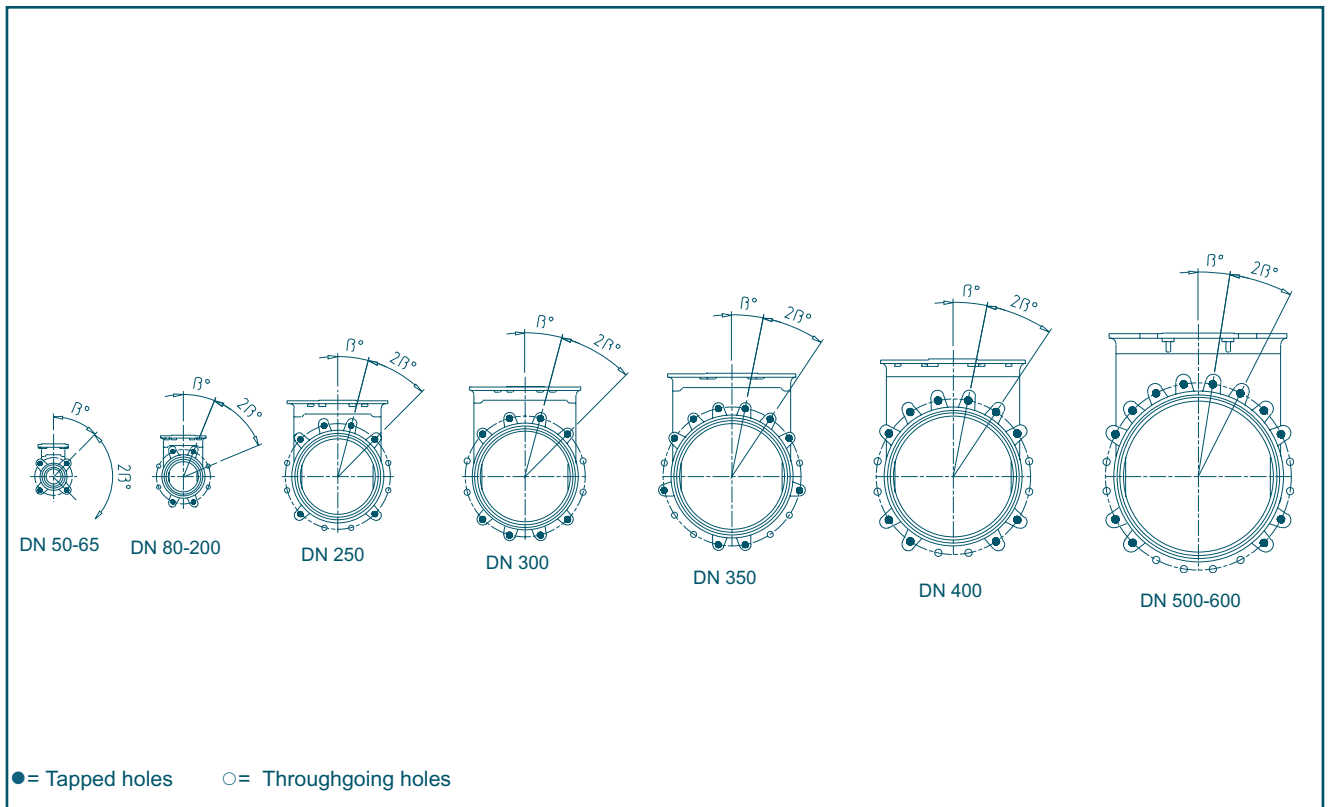
www.elan.ind.br
KNIFE GATE VALVE TYPE WB



DN [mm]	Size [in]	Dimensions [mm]											Air supply	Weight [kg]
		A	B	C	D	E	F	G	H	J	K	L		
50	1 ½	50	43	90	86	202	59	299	441	90	575	227	¼"	5,5
65	2 ½	65	46	105	86	202	66	324	481	105	600	252	¼"	6,5
80	3	80	46	120	86	202	88	346	519	120	623	275	¼"	7,5
100	4	100	52	144	86	202	101	381	574	144	658	310	¼"	9,5
125	5	125	56	169	86	250	112	421	709	169	698	350	¼"	12
150	6	150	56	192	86	250	130	464	776	192	740	392	¼"	14
200	8	200	60	256	151	317	154	561	888	256	818	483	½"	27
250	10	250	68	307	151	317	153	657	1034	307	914	579	½"	38
300	12	300	78	354	151	317	213	753	1180	354	1059	675	½"	53
350	14	350	80	407	187	400	245	880	1367	407	1228	783	½"	81
400	16	400	80	460	187	400	246	977	1514	460	1375	880	½"	106
500	20	500	90	566	262	520	284	1214	1835	566	1706	1100	½"	185

Subject to change without notice

www.elan.ind.br
FLANGE DRILLINGS WB

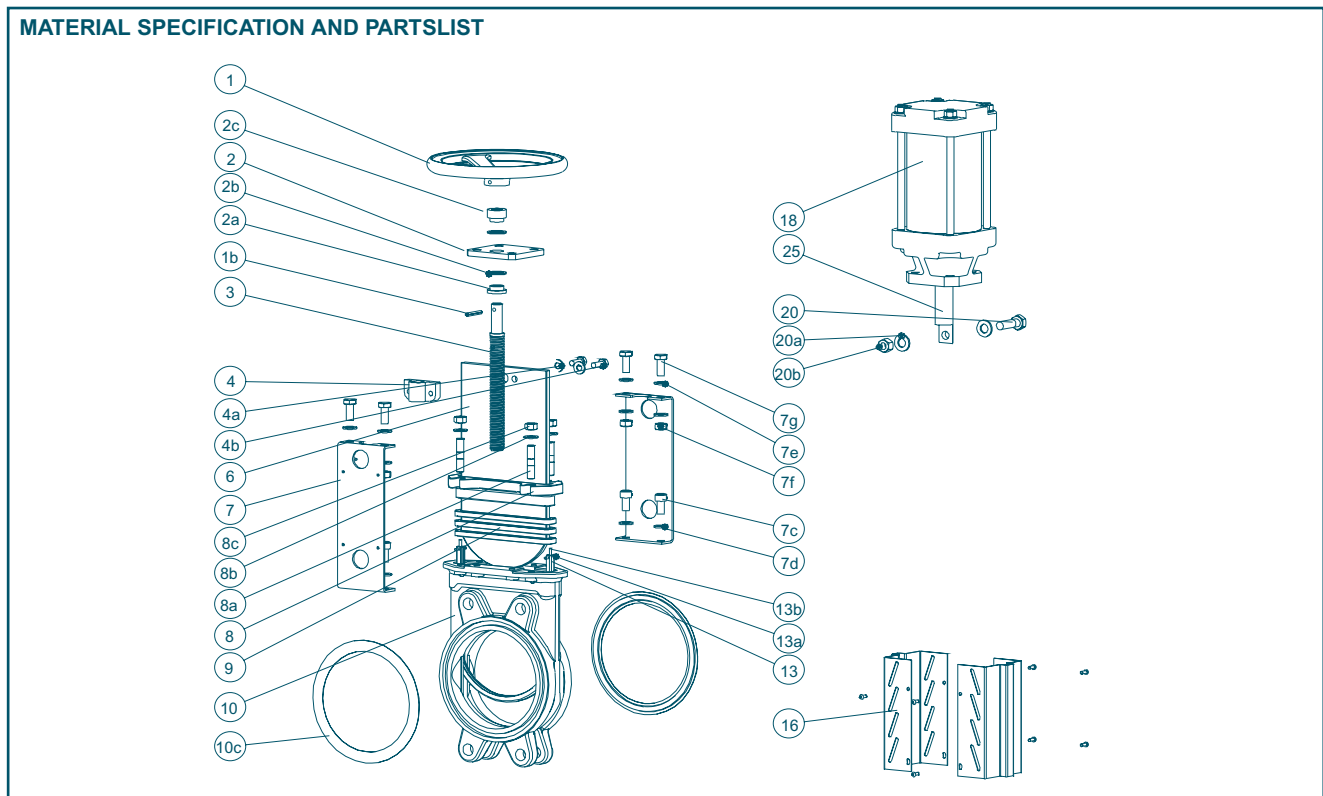


Nominal diameter DN [mm]	50	65	80	100	125	150	200	250	300	350	400	500	600	
Outside flange diameter [mm]	165	185	200	220	250	285	340	395	445	505	565	670	780	
Bolt circle diameter [mm]	125	145	160	180	210	240	295	350	400	460	515	620	725	
Face-to-face [mm]	43	46	46	52	56	56	60	68	78	80	80	90	100	
No. of throughgoing holes []	-	-	4	4	4	4	4	6	4	6	6	8	8	
No. of tapped holes/side []	4	4	4	4	4	4	4	6	8	10	10	12	12	
Bolt size	M16	M16	M16	M16	M16	M20	M20	M20	M20	M20	M20	M24	M24	M27
β°	45	45	22,5	22,5	22,5	22,5	22,5	15	15		11,25	9	9	
Screw lengths [mm] ¹⁾	14	16	10	12	12	14	16	18	18	18	18	20	24	24

¹⁾ Add the values in the table with the thickness of the pipe flanges, the washers and the setimated thickness of the gasket.

Subject to change without notice

www.elan.ind.br
KNIFE GATE VALVE TYPE WB



Pos.	Description	Material	Material No.	Pos.	Description	Material	Material No.
1	Hand wheel			8	Gland		
	Grey cast iron	EN-JL-1040, epoxy coated			Nodular cast iron	EN-JS-1050, epoxy coated	
1b	Yoke			8a	Stud bolt		
	Stainless steel	DIN 1481			Stainless steel	A2	
2	Yoke			8b	Washer		
	Stainless steel	X5CrNi18M10	1.4301		Stainless steel	A2	
2a	Bearing			8c	Nut		
	Brass	CuZn39Pb3			Stainless steel	A2	
2b	Slide washer			9	Gland packing*		
	POM				TwinPack	Kavelar/PTFE	
2c	Bearing			10	Body		
	Brass	CuZn39Pb3			Grey cast iron	EN-JL-1040	
3	Stem			10c	Flange sealing*		
	Stainless steel	X6Cr17	1.4016		NBR	Acrylnitril-Butadien-Rubber	
4	Stem nut			13	Sealing profile*		
	Brass	CuZn39Pb3			NBR	Acrylnitril-Butadien-Rubber	
4a	Washer				EPDM	Ethylen-Propylen-Rubber	
	Stainless steel	A2		13a	Stahldraht, kurz		
4b	Screw				Stainless steel		
	Stainless steel	A2		13b	Stahldraht, lang		
6	Gate				Stainless steel		
	Stainless steel	X2CrNiMo17-12-2	1.4404 (DN 50 - DN300)	16	Gate guard (not for HW)		
	Stainless steel	X5CrNi18 M 10	1.4301 (DN 350 - DN 600)		Steel, epoxy coated		
7	Beam			18	Cylinder		
	Steel, epoxy coated				Aluminium	s. datasheet	
7c	Screw			20	Screw		
	Stainless steel	A2			Stainless steel	A2	
7d/e	Washer			20a	Washer		
	Stainless	A2			Stainless steel	A2	
7f	Nut			20b	Nut		
	Stainless steel	A2			Stainless steel	A2	
7g	Screw			25	Piston rod		
	Stainless steel	A2			Stainless steel	A2	

* Recommended spare parts

Subject to change without notice.